



Log in to Vytautas Magnus University Testing and Examination Environment

This Moodle environment of Vytautas Magnus University is designed for taking diagnostic English or other languages and computer literacy tests.

1. Address <https://testing.vdu.lt>
2. We suggest you use a Google, Facebook or Microsoft account to sign in (click on the existing account icon).

Username / email

Password

Remember username

Log in

Forgotten your username or password?

Cookies must be enabled in your browser

Log in using your account on:

Google

Microsoft

Note: If you're signing in with an external account (Google, Facebook, or Microsoft), click the account icon again each time you sign in to the profile, instead of entering your email and password.

If you do not already have an external account created and used, you can log in to the Testing environment by clicking **Create New Account** at the bottom of the page..

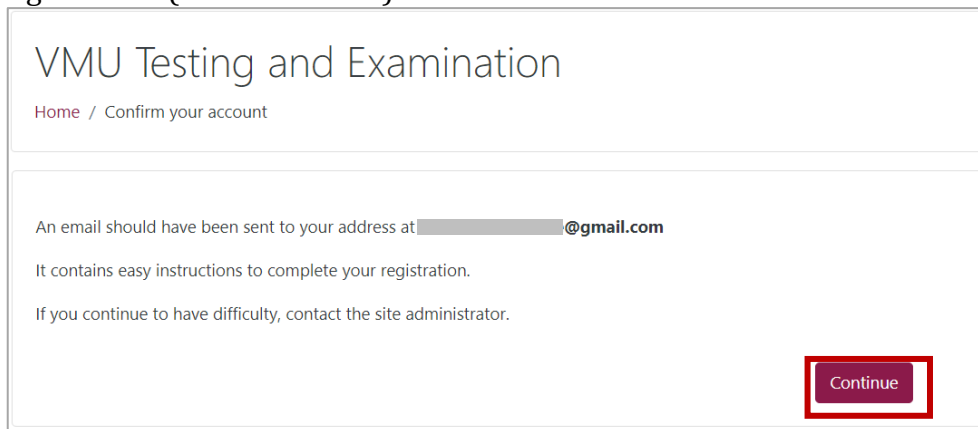
Is this your first time here?

For full access to this site, you need to login using social account (Google | Facebook| Microsoft) or you can create local account.

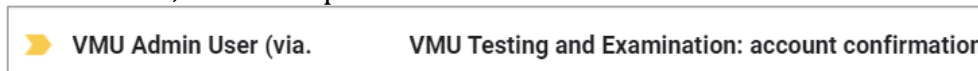
Create new account



3. After logging in with an external account and registering in the Testing environment, the system sends an e-mail to the email address listed in your account. After this you enter the following window (click **Continue**):



4. Go to your mailbox, find and open the received e-mail:

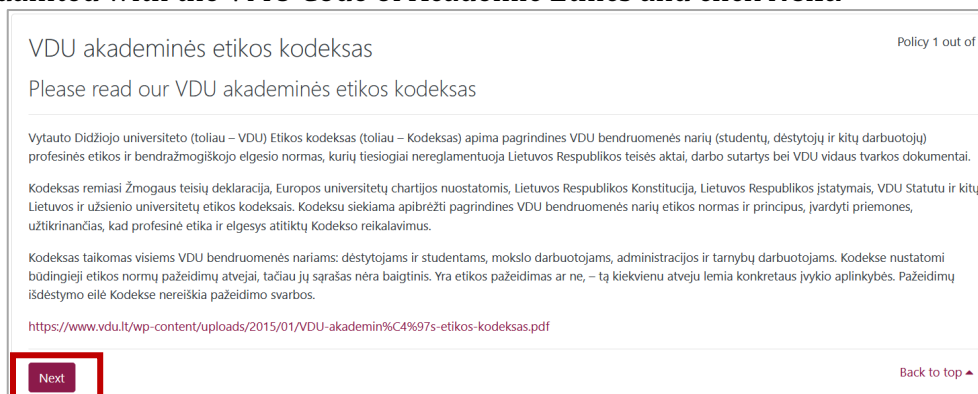


5. Open the e-mail and click on a link that confirms your account.

6. After confirming the account creation, you will be taken to a window with the VMU Privacy Policy. After reading it at the bottom of the window, click **I agree to VDU Privatumo politika**.

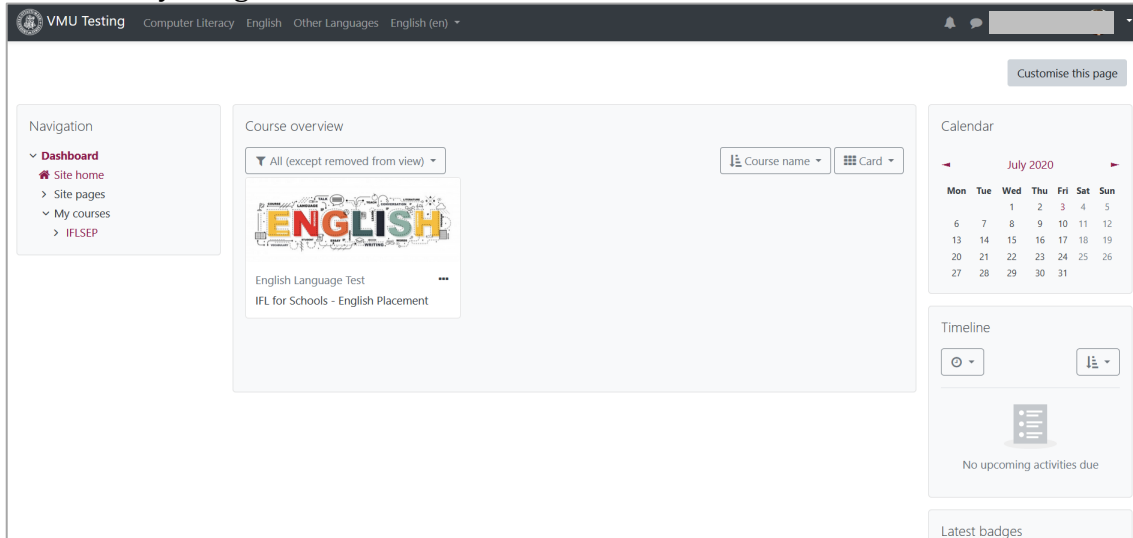
I agree to the VDU Privatumo politika

7. Get acquainted with the VMU Code of Academic Ethics and click **Next**.

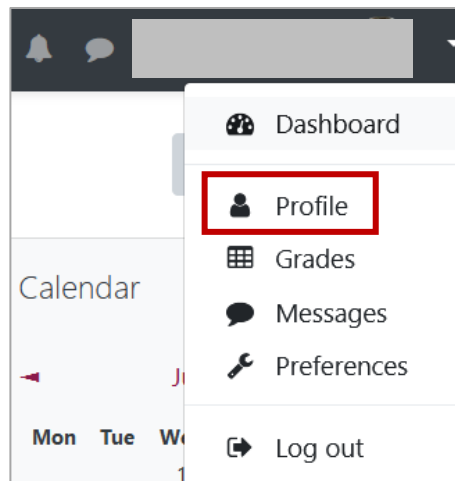




8. After completing all steps, you enter the VMU Testing environment, where you can see the automatically assigned tests.



9. It is **necessary** to update the profile information before starting the tests. Click on your name at the top right of the window and click on **Profile**.



10. Click on **Edit profile**.



11. In the General section, specify your name and surname (the full name and surname must be written in the correct language).



12. At the bottom of the window, expand the section Other fields (expand by clicking) and enter the e-mail used in the LAMA BPO system, choose your faculty and study program. Save your changes.

Įveskite papildomą informaciją | Other fields

Email Address (at LAMA BPO System)

Your Faculty

Studies program

13. To take a test in the main window, click on tests name.

VMU Testing Computer Literacy English Other Languages English (en)

Customise this page

Navigation

- Dashboard
- Site home
- Site pages
- My courses
- IFLSEP

Course overview

All (except removed from view)

Course name Card

ENGLISH

English Language Test

IFL for Schools - English Placement

Calendar

July 2020

Mon	Tue	Wed	Thu	Fri	Sat	Sun
	1	2	3	4	5	
6	7	8	9	10	11	12
13	14	15	16	17	18	19
20	21	22	23	24	25	26
27	28	29	30	31		

Timeline

No upcoming activities due

Latest badges

14. The window indicates the number of times the test can be attempted and the time limit. To start taking the test click **Attempt quiz now**.

Attempts allowed: 2

Time limit: 45 mins

Grading method: Highest grade

Attention!

- Do not rush and be careful as you will not be able to return to the previous task.
- Pay attention to the spelling.
- Do not use unnecessary spaces or other characters.
- Make sure you use English symbols on your keyboard.
- Notice where the uppercase and lowercase letters are needed.
- In the event of the system malfunction, restart your browser and continue your attempt.
- Submit the test before the time is finished! Your answers may not be confirmed if the system disconnects you after the time expires.
- Probably you will not get the test result immediately. You will learn your result only after teacher has reviewed your attempt.

